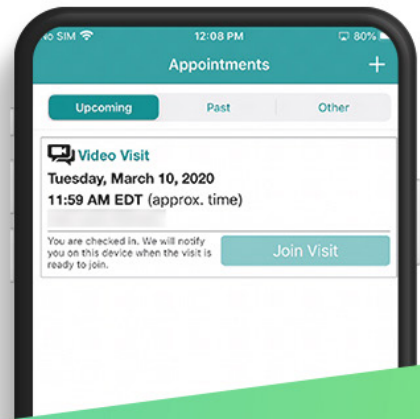




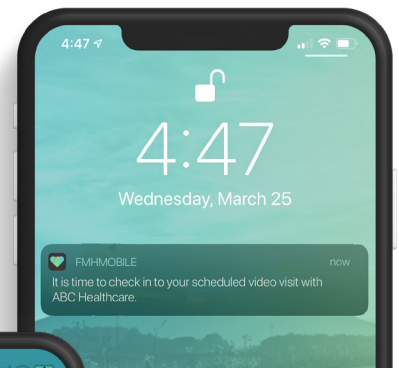
Video Visits:

How to join a Scheduled Video Visit



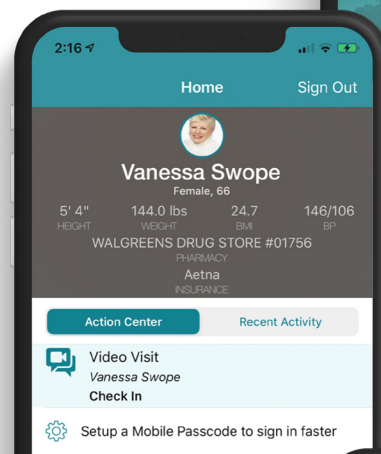
Step 1:

You'll receive a push notification when it's time to check in to your visit. Tap the notification to get started.



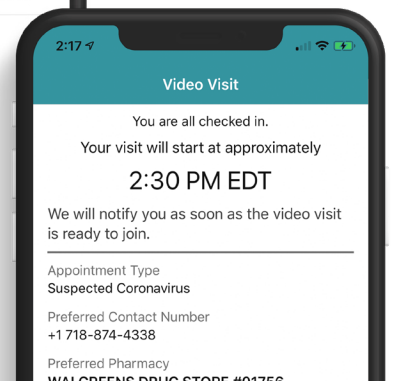
Step 2:

Once logged in to the app, tap on the highlighted action center item to check in. Follow the prompts to complete check in, including entering a preferred phone number and pharmacy.



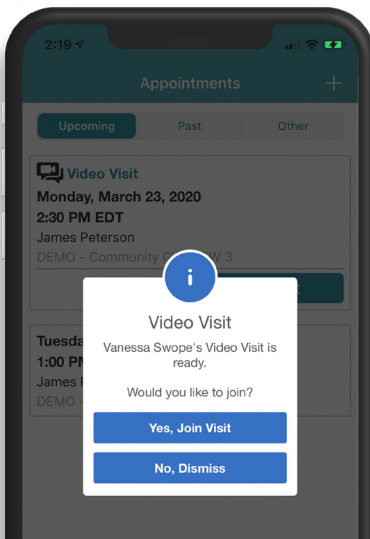
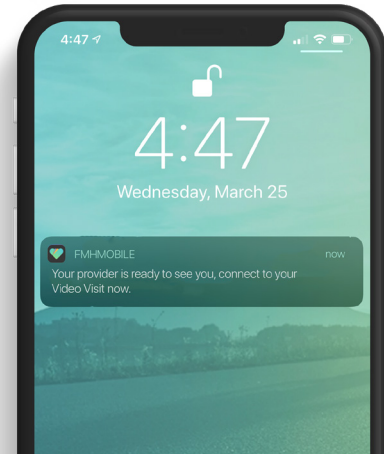
Step 3:

When complete, you'll see a screen that displays your approximate visit start time. Don't worry about staying on this page. Feel free to open other apps. We'll notify you when your provider is ready.



Step 4:

When your provider is ready, you'll receive a push notification to join your visit. Tap the notification to open the FollowMyHealth mobile app.

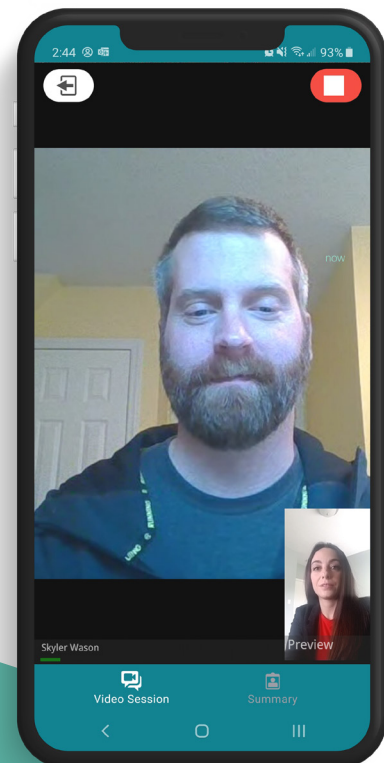


Step 5:

Tap "Yes, Join Visit" from the FollowMyHealth mobile app and wait for your provider to join momentarily.

Step 6:

Once you've joined the visit, your provider will arrive soon.



Download the FollowMyHealth App and log in with your username and password for access on-the-go!